

Directions to Dubin Clark & Company, Inc.

From New York – LaGuardia International Airport (LGA)

take GRAND CENTRAL PKWY EAST to the WHITESTONE EXPY to the WHITESTONE BRIDGE and follow signs to I-95 NORTH *then follow directions below*

From New York – John F. Kennedy International Airport (JFK)

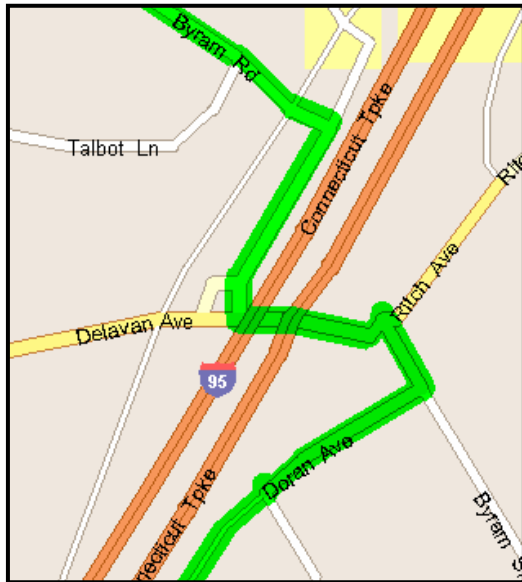
take I-678 SOUTH VAN WYCK EXPY to WHITESTONE EXPY to the WHITESTONE BRIDGE and follow signs to I-95 NORTH *then follow directions below*

From New Jersey – Newark International Airport (EWR)

take GARDEN STATE PKWY to TAPPAN ZEE BRIDGE; follow 287 to I-95 NORTH *then follow directions below*

From New York City via I-95

take TRIBORO BRIDGE to I-95 NORTH *then follow directions below*



Directions Continued . . . from I-95 North . . .

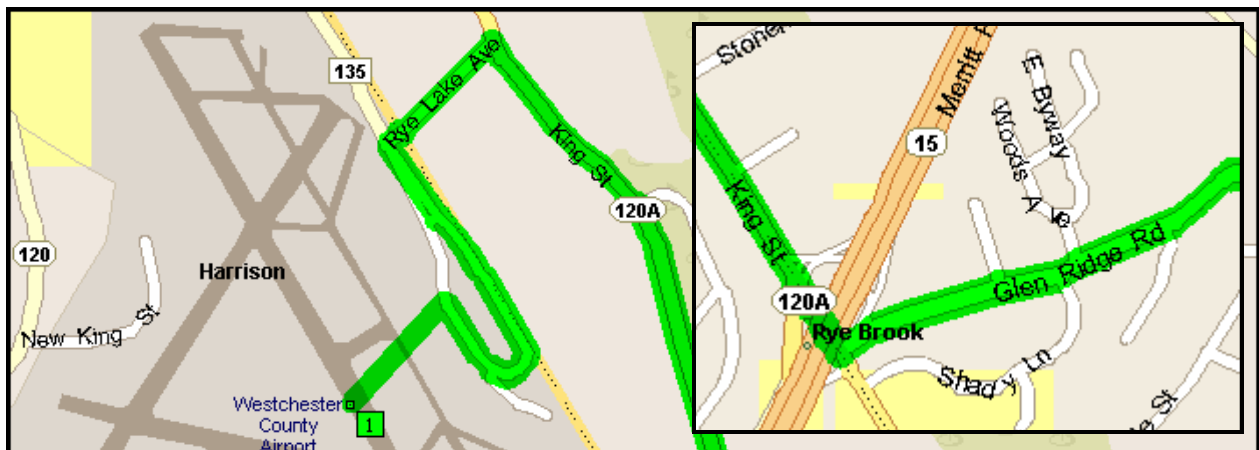
take EXIT 2 (DELAVAN AVE/BYRAM)
continue straight onto DORAN AVE
turn LEFT onto BYRAM SHORE RD
turn LEFT onto DELAVAN AVE
go under overpass and turn RIGHT onto FRONTAGE RD
turn LEFT onto BYRAM RD to end
turn RIGHT onto US-1 [W PUTNAM AVE]
take first LEFT *past* CITGO onto OLD POST RD #3

485 W Putnam Ave is the first building (brick) on your right

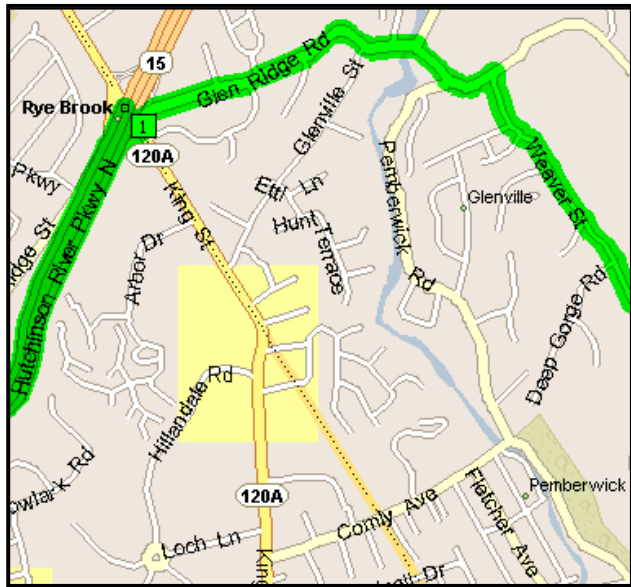
please park in spaces reserved for "DC" or "Visitors" and take elevator or stairs to our offices on the second floor

From Westchester County Airport (HPN)

Depart Westchester County Airport on local road(s); turn RIGHT onto COUNTY AIRPORT ACCESS ROAD; turn RIGHT onto RYE LAKE AVENUE; turn RIGHT onto RT-120A/KING ST; cross over Pkwy and turn LEFT onto GLEN RIDGE RD (bear right after turning left – be careful not to enter ramp for Pkwy); continue . . . GLEN RIDGE RD becomes GLENVILLE ST . . . GLENVILLE ST becomes GLENVILLE RD; turn RIGHT at Texaco station onto WEAVER ST; at end, turn LEFT onto US-1 [W PUTNAM AVE]; take second LEFT onto OLD POST RD #3; 485 W Putnam Ave is the first building (brick) on your right - please park in spaces reserved for Dubin Clark (DC) or Visitors and take elevator or stairs to our offices on the second floor.



From New York via Hutchinson River Pkwy



take HUTCH to MERRITT PKWY [SR-15]
take EXIT 30 (RT-120A/KING ST)

BEAR LEFT onto RT-120A/KING ST

take IMMEDIATE RIGHT before overpass onto GLEN RIDGE RD (bear right – be careful not to enter ramp for Pkwy); continue . . . GLEN RIDGE RD becomes GLENVILLE ST . . . GLENVILLE ST becomes GLENVILLE RD

turn RIGHT at Texaco station onto WEAVER ST
turn LEFT onto US-1 [W PUTNAM AVE]
take second LEFT onto OLD POST RD #3

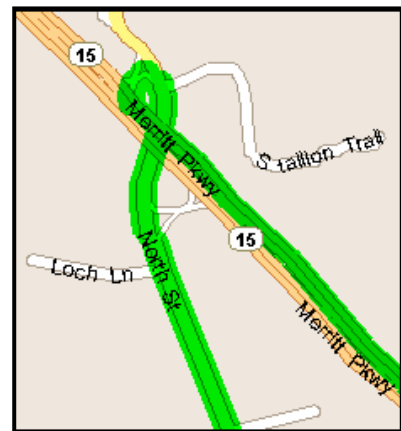
485 W Putnam Ave is the first building (brick) on your right - please park in spaces reserved for "DC" or "Visitors" and take elevator or stairs to our offices on the second floor.

From Stamford / New Haven via Merritt Pkwy [SR-15]

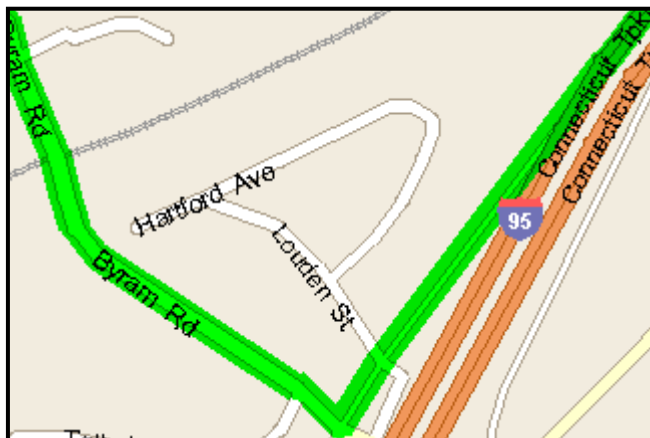
to Exit 31 (NORTH ST/Greenwich Business Dist)
bear RIGHT (South) onto NORTH STREET
turn LEFT (South) onto MAPLE AVENUE
bear RIGHT (South-West) onto US-1 [PUTNAM AVE]
bear RIGHT onto OLD POST RD #3

485 W Putnam Ave is the last building (brick) on your left

please park in spaces reserved for "DC" or "Visitors" and take elevator or stairs to our offices on the second floor.



From Stamford / New Haven via I-95 South



to Exit 2 (DELAVAN AVENUE / BYRAM)
take SECOND RIGHT onto BYRAM RD
turn RIGHT onto US-1 [W PUTNAM AVE]
take first LEFT *past* CITGO onto OLD POST RD #3

485 W Putnam Ave is the first building (brick) on your right

please park in spaces reserved for "DC" or "Visitors" and take elevator or stairs to our offices on the second floor.